



**FAIRTRADE**  
INTERNATIONAL


# ENVIRONMENTAL REQUIREMENTS FOR SMALL PRODUCERS

## HOW TO PLAY:

- Six people can play.
- Players will choose a captain of the game, who will not play but will be in charge of the Answer Sheet, a handout which describes the illustrations in the game, indicates if illustrations are positive or negative, and has suggested questions for participants.
- Each player has a counter. Counters can be any small object (a coffee bean, cocoa bean, coin, etc.), but each counter should be different.
- Put all counters on the start step.
- The first player rolls the dice and moves his or her counter to the first space on the board that matches the color that comes up on the dice.
- Moving to the left of the first player, each player has a turn to roll the dice and move his or her counter.

## Short Graphic Example:

- If the player lands on a space with an illustration, s/he must describe what he or she sees in that illustration. Once the player has described what he or she sees, the captain will read the explanation corresponding to the illustration in the Answer Sheet. If the action is described as negative in the Answer Sheet, the player will move backwards to the indicated space and wait for his or her next turn. If the action is positive, the player will move forward one space.
- To win, a player must land on the 'finish' space or be close enough to the end of the game when not all colors are available to move to. At this point, the player will be asked three questions about the topics covered in the game. If the answers are correct, s/he wins the game. If not, s/he will wait for his or her next turn to roll the dice or answer another set of questions.



## Positive ✓

One person in your organization must be given responsibility to lead the operational steps required for your organization to comply with the requirements in section 3.2 Environmental Protection.

**Note:** The chosen person does not need to have a formal education in subjects such as the environment or agronomy. This person should be in a position that can influence decision making at the organizational level.

Ref: 3.2.1  
Core Standard for year 0



## Positive ✓

Your members must store pesticides and other hazardous chemicals safely, especially so they cannot be reached by children.

You must maintain a central storage area for pesticides and other hazardous chemicals that minimizes risks. The storage area must:

- be locked and accessible only to trained and authorised personnel
- be ventilated to avoid a concentration of toxic vapours
- have equipment, such as absorbent materials, to handle accidents and spills
- not contain food
- contain hazardous materials clearly labelled and indicating contents, warnings, and intended uses, preferably in the original container when possible, and
- contain information on proper handling (safety sheets)

Ref: 3.2.9  
Core Standard for year 0

Ref 3.2.10  
Core Standard for year 3



## Negative ✗

You and your members must not intentionally use genetically engineered seed or planting stock for Fairtrade crop(s). You must implement practices to avoid GM contamination in seed stocks.

**Note:** You may evaluate the potential risk of producers to use genetically modified seed stock and/or planting material. You may establish a program to raise awareness about the GM species and varieties which are registered in the country or region and are to be sold as Fairtrade. For species identified as at risk, you may establish additional measures to avoid use of these seed lots. You may make a list of GMOs being marketed in the country, by species, trait, and brand names. You may monitor publicly available lists to know what products are available on the market as GMOs.

Ref: 3.2.32



## Positive ✓

You must compile a list of the pesticides that are used on Fairtrade crops and keep it updated, at a minimum every 3 years. You must indicate which of those materials are in the Fairtrade International Prohibited Materials List (PML), part 1, Red List and part 2, Amber List (see Annex 2).

**Note:** You can decide how you gather this information. You are encouraged to update the list often. The list can be compiled through interviews and informal communication with groups of members, or by collecting records of use kept by producers.

Ref 3.2.15  
Core Standard for year 0

You and the members of your organization must not use any of the materials on the Fairtrade International PML part 1 (Red List) on Fairtrade crops (see Annex 2).

Prohibited materials must be clearly marked not for use on Fairtrade crops.

Ref: 3.2.16  
Core Standard for year 0

You must develop a procedure to ensure that members do not use any materials on their Fairtrade crops that appear on the Fairtrade International PML Part 1 (Red List). The procedure must at least include activities that raise your members' awareness of the PML.

**Note:** The procedure can describe any series of measures that are effective for your members. It may also include activities such as keeping and communicating an updated list of the commercial names of the materials on the PML Part 1 (Red List), identifying those materials that may be critical to your members, as well as activities that aim at an exchange of best practices based on your members' experiences.

Ref: 3.2.18  
Core Standard for year 0



## Negative ✗

You and the members of your organization must not reuse pesticide and other hazardous chemical containers to store or transport food or water.

Ref: 3.2.13  
Core Standard for year 0



## Positive ✓

Your members must avoid negative impacts on protected areas and in areas with high conservation value within or outside the farm or production areas from the date of application for certification. The areas that are used or converted to production of the Fairtrade crop must comply with national legislation in relation to agricultural land use.

**Note:** “Protected areas” refer to areas of land or sea especially dedicated to the protection and maintenance of biological diversity. You may identify protected areas with the help of local, regional or national authorities.

“Areas with high conservation value” refer to areas that are worth conserving because they are important on a local, regional or global scale and which may include social value such as the benefits that an area provides to a community in terms of its cultural importance or economic resource. You may initially identify areas with high conservation value based on

available knowledge within your organization and neighbouring community. You may wish to consult with elders and people in the community who may have knowledge of the evolution of the natural vegetation in the region.

“Negative impact” refers to partial or complete destruction of the protected area or loss of the conservation value

Ref: 3.2.1  
Core Standard for year 0



## Positive ✓

You must identify which requirements in the Production chapter your members may be at risk of not complying with.

**Note:** Risks refer to the probability of producers not being able to comply with the requirements. The information needed to determine risks would most probably come from knowledge within the community, from your and your members’ experiences or from discussions at the general assembly.

Ref: 3.1.2  
Core Standard for year 1



### Positive ✓

You and the members of your organization that carry out wild harvesting of Fairtrade products from uncultivated areas must assure the sustainability of the collected species in its native habitat.

**Note:** Wild harvesting implies that the only productive activity in the uncultivated area is the harvest itself. Any other activities (e.g. clearing paths, maintaining camps) should be done in a way that minimizes human impact. Assuring sustainability refers to harvesting in such a way to maintain the species, maintain availability to other species in the ecosystem that depend on it, and ensure that the subsequent harvest cycle will provide a comparable quantity.

Ref: 3.2.36  
Core Standard for year 1



### Positive ✓

You and the members of your organization must not apply pesticides and other hazardous chemicals within 10 meters from ongoing human activity (housing, canteens, offices, warehouses or the like with people present). A buffer zone of at least 10 meters must be kept unless there is a barrier that effectively reduces pesticide drift. Alternatively appropriate re-entry intervals can be applied so that people are not affected by pesticide drift.

Ref: 3.2.7  
Core Standard for year 1



## Positive ✓

You and the members of your organization must have designated areas for the storage and disposal of hazardous waste.

**Note:** You may provide central areas for disposal and storage of hazardous waste so that producers may avoid disposing of them unsafely or store them indefinitely. You may also contact suppliers and local authorities to help you identify hazardous materials and better practices to handle and dispose of them.

Ref: 3.2.30  
Development Standard for year 3



## Positive ✓

You and the members of your organization must triple rinse, puncture and store empty containers properly. All equipment that has been in contact with hazardous materials must be cleaned and stored properly.

**Note:** Store safely means to reduce risk of hazards by keeping away from people, animals and water sources. Equipment refers to other material that has been in contact with pesticides, such as personal protection equipment (PPE), filters, measuring and application equipment. You are encouraged to contact chemical suppliers and/or local authorities for disposing of these materials.

Ref: 3.2.14  
Development Standard for year 3

You must implement measures to ensure that all people, including members and workers, wear appropriate personal protective equipment (PPE) when handling pesticides or hazardous chemicals.

**Note:** PPE is protective clothing that effectively limits exposure to hazardous chemicals. PPE includes garments or equipment which cover the arms and legs, footwear (shoes or boots), a mask when applicable and, if spraying crops above your head, a hat. The product labels may provide further guidance on the type of PPE that should be used when mixing and applying.

Ref: 3.2.5  
Core Standard for year 3




**Negative** ❌

You must raise awareness among your members so that no collecting or hunting of rare or threatened species takes place.

**Note:** Initial classification of rare and endangered species may be made by producer based on their own knowledge. The organisation can contact a local expert on biodiversity who would provide support in identifying rare and endangered species and in adjusting the initial classification.

Ref: 3.2.37  
Development Standard for year 3



**Positive** ✅

You must work toward all members who use herbicides minimizing the amount they use by implementing other weed prevention and control strategies.

**Note:** Strategies may include activities to avoid favourable growing conditions for weeds, to bring competition to weeds or to promote alternative control measures such as mechanical weeding, manual weeding, using herbivores or biological control.

Ref: 3.2.19  
Development Standard for year 3



**Positive** ✅

You must provide training to members and workers who handle pesticides and other hazardous chemicals on the risks of handling these materials and on how to handle them properly.

Ref: 3.2.4  
Core Standard for year 3





### Positive ✓

You must identify land at risk of soil erosion and land that is already eroded in fields where your members plant Fairtrade crops.

Ref: 3.2.20  
Development Standard for year 3



### Positive ✓

You must provide training to the members of your organization on the appropriate use of fertilizers. This training must include:

- measures to ensure that fertilizers (organic and inorganic) are applied in amounts that respond to the nutrient need of the crop
- measures to store fertilizers separately from pesticides in a way that minimizes risks of polluting water

Ref: 3.2.22

You must report on measures that you as an organization and your members have implemented to improve soil fertility.

**Note:** You are free to choose how you report the activities. Measures can include practices such as crop rotation, intercropping, agroforestry, the use of ground covers, or incorporating compost or green manures into the soil.

Ref: 3.2.23  
Development Standard for year 3



### Negative ✗

You must raise awareness among your members about re-using organic waste through the implementation of practices that allow nutrients to be recycled. You and your members may only burn organic waste if it is required by applicable legislation for sanitary purposes, or it is clearly a more sustainable practice.

**Note:** Feeding animals with organic waste contaminated with pesticides and burning organic waste are not sustainable practices. If burning organic waste for sanitary reasons is undertaken, it should be done in a strictly controlled manner to minimize risk of wildfires and smoke production.

Ref: 3.2.31  
Development Standard for year 3





## Positive ✓

Your members must have all pesticides and hazardous chemicals clearly labeled.

**Note:** Containers should be labelled indicating contents, warnings, and intended uses (preferably in the original container when possible).

Ref: 3.2.11

Development Standard for year 3



## Positive ✓

You must list sources of water used for irrigating and processing Fairtrade crops.

**Note:** Maps or schemes that show the location of the water sources are acceptable.

Ref: 3.2.24

Development Standard for year 3

You must keep informed about the situation of the water sources in your area. In case local environmental authorities or other entities consider that your water sources are being depleted, or are in a critical situation, or under excessive pressure, you must engage in a dialogue with the authorities or local existing initiatives in order to identify possible ways to be involved in research or solution finding.

**Note:** You may find it difficult to know if a water source is sustainable or if it has replenishing capacity, but you may monitor the existing knowledge about the sustainability of the water sources for related information and/or claims with local authorities, universities or organizations that are working in your region.

Ref 3.2.25

Development Standard for year 6

You must provide training to the members of your organization on measures to use water efficiently. This training must include:

- estimating how much water is needed to irrigate and/or process Fairtrade crops
- measuring (or estimating) how much water is extracted from the source
- measuring how much water is used for irrigation and/or processing
- providing maintenance to the water distribution system
- adopting as applicable, methods to recirculate, reuse and/or recycle water.

Ref 3.2.26

Development Standard for year 3



### Positive ✓

You and the members of your organization must maintain buffer zones around bodies of water and watershed recharge areas and between production areas and areas of high conservation value, either protected or not.

**Note:** Restoration of ecological corridors may take place by actively introducing vegetation or by passively protecting it to allow regeneration of native vegetation.

Ref: 3.2.35  
Development Standard for year 6



### Positive ✓

Your members must be able to demonstrate that pesticides are applied based on knowledge of pests and diseases.

**Note:** Best pest management decisions are based on monitoring and on members understanding of the pests, diseases and conditions that affect their Fairtrade crop. Monitoring can include diagrams or sketches showing the distribution of pests and diseases in the field which could lead to spot pesticide applications.

Ref: 3.2.3  
Development Standard for year 6




### Positive ✓

Your members must have equipment to handle accidents and spills in the areas where they prepare or mix pesticides and other hazardous chemicals, so these do not seep into soil or water. Members must plan spraying in such a way as to have no or very little spray solution left.

**Note:** The equipment can be very simple, such as absorbent material.

Ref: 3.2.12  
Development Standard for year 6



## Positive




You must report on practices that you or the members of your organization carry out to reduce GHG emissions and increase carbon sequestration

**Note:** Incorporating green manure in the fields and increasing organic matter in the soil contribute to the increase in carbon sequestration.

Ref: 3.2.40

Development Standard for year 6



## Negative



You and the members of your organization must maintain buffer zones around bodies of water and watershed recharge areas and between production areas and areas of high conservation value, either protected or not. Pesticides, other hazardous chemicals and fertilizers must not be applied in buffer zones.

**Note:** Buffer zones in this requirement are intended to protect biodiversity. Clusters of small farms can be considered a single production site, with buffer zones at its perimeters only. It is recommended that total use of land for crop production be avoided. It is also recommended that buffer zones, where feasible, are connected in order to create ecological corridors.

Ref: 3.2.35

Development Standard for year 6

# SUGGESTED QUESTIONS FOR PLAYERS

- 1. Name three things you should do with empty pesticides containers.**  
Possible answers: triple rinse, puncture, and store safely. Wear proper protective equipment when handling pesticide containers.
- 2. How should you dispose your waste?**  
Possible answers: away from water sources, locked securely, away from children, in designated areas.
- 3. If you have any questions about Fairtrade Environmental requirements, who should you ask?**  
Possible answers: your organisation's Environmental Officer, Fairtrade Officer, or your Liaison Officer.
- 4. Name three animals which you think need to be protected in your area.**  
Possible answers:  
PNG: bird of paradise, tree kangaroo, dugong  
Fiji: Iguanas, whales, turtles, fish (fresh water & marine fin fish),
- 5. Name three pests that could affect your crop.**  
Possible answers:  
Coffee: Green scales, coffee center borer, coffee berry borer - CBB  
Cocoa: Black pod, pink disease, cocoa pod borer  
Sugar: dwarf, Fiji disease, yellow leaf.
- 6. Name three sources of water in your area.**  
Possible answers: stream, river, pond, estuary.
- 7. What is a buffer zone?**  
Possible answers: A place where people do not grow crops and animals and plants are protected.
- 8. Why is it important to use buffer zones?**  
Possible answers: To protect plants, animals and support soil fertility.
- 9. Name two areas that you think should be used as buffer zones.**  
Possible answers: River banks, people's houses
- 10. What is a Genetically Modified Organism?**  
Answer: Foods produced in the laboratory.
- 11. When should you use pesticides?**  
Answer: only when there is a need, to prevent pests from damaging or destroying the crop
- 12. Name 3 pesticides available in your area and identify if they are in the Fairtrade International Prohibited Materials List (PML) Part 1 (Red List).**
- 13. Name three types of protective clothing that effectively limit exposure to hazardous chemicals.**  
Possible answers: goggles, plastic gloves, rubber boots, aprons
- 14. Is it a good idea to reuse pesticide and other hazardous chemical containers to store or transport food or water? Why or why not?**  
Answer: Is not a good idea because people could get very sick.
- 15. Describe how you would start your own compost pile.**  
Answer: With food scraps, soil worms and vegetation.